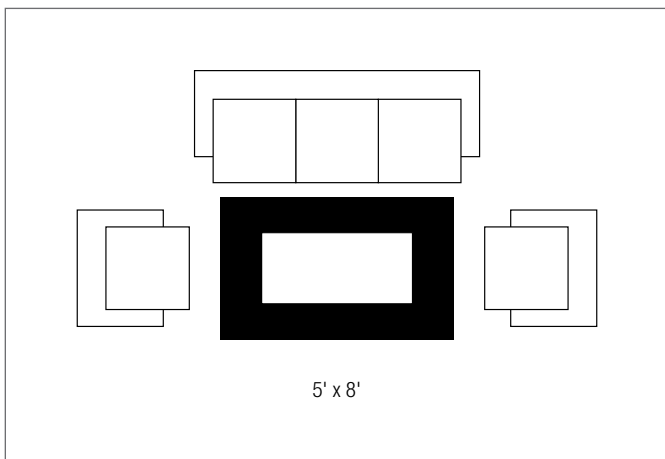


SELECTING PROPER RUG SIZE

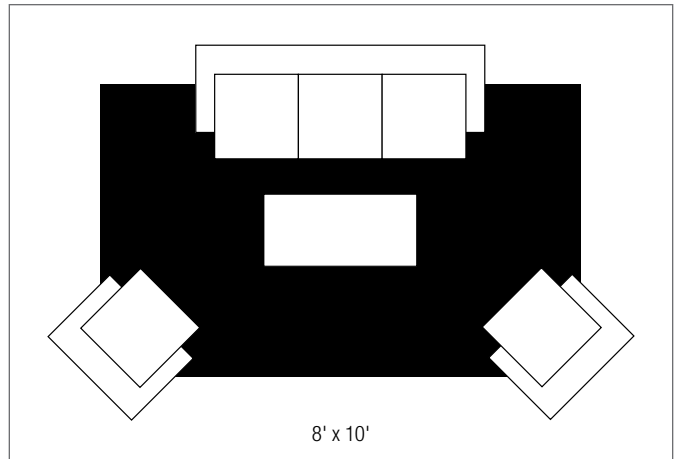
TIPS TO ENSURE PROPER SIZE SELECTION

One of the most common reasons that rugs are returned is improper size selection. Choosing the correct rug size is essential to filling a space properly and to making the rug look the best it can within a particular living area. It is important to note that appropriate rug size should be determined based on furniture configuration and not on room size alone.



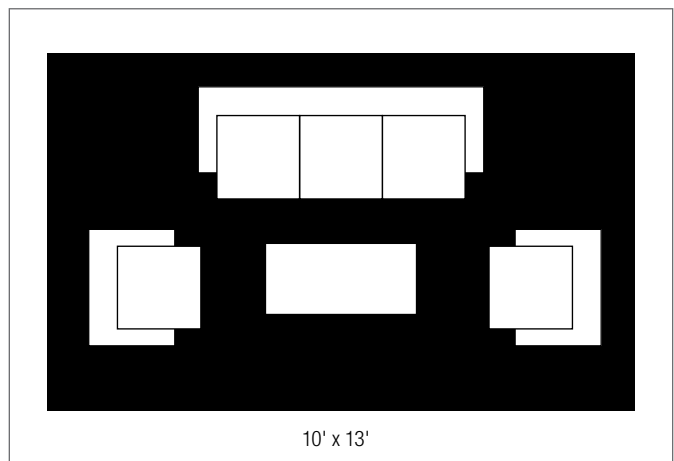
LIVING ROOM #1

Place the rug in front of the sofa. We recommend a rug that is at least 5' x 8', or approximately the length of the sofa. If possible, leave a few inches of exposed floor between the rug and sofa to accent the furniture. When the rug is under a coffee table, make sure the rug is large enough to rest under all four legs of the table.



LIVING ROOM #2

Tuck the rug under the front legs of the sofa. The back legs of the sofa can be situated on or off of the rug, depending on personal preference. We suggest a rug that is 8' x 10' or larger. The rule of thumb is to leave 18" to 24" between the wall and rug, creating a border of exposed floor that frames the arrangement—equal on all four sides, if possible.

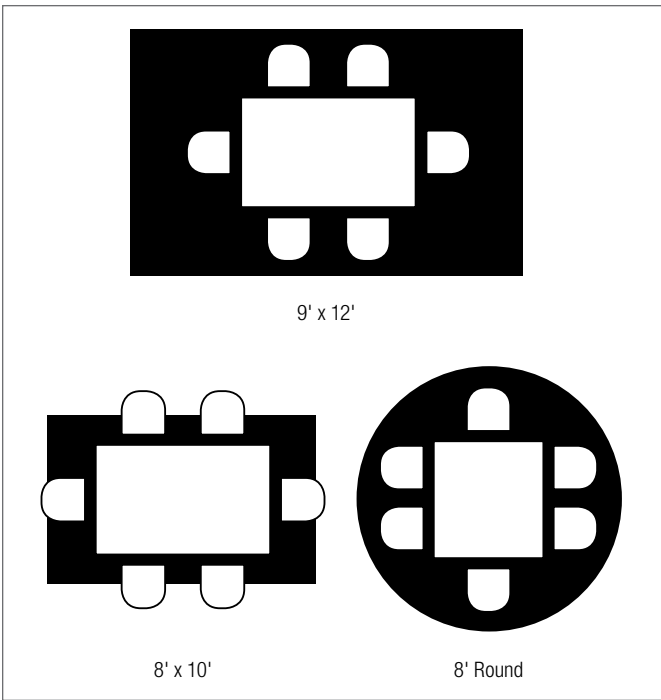


LIVING ROOM #3

Select a room-sized rug that allows the furniture to “float” in the center. We recommend a rug that is 10' x 13' or larger. Leave 12" to 18" of exposed floor to create a border around the rug—equal on all four sides, if possible.

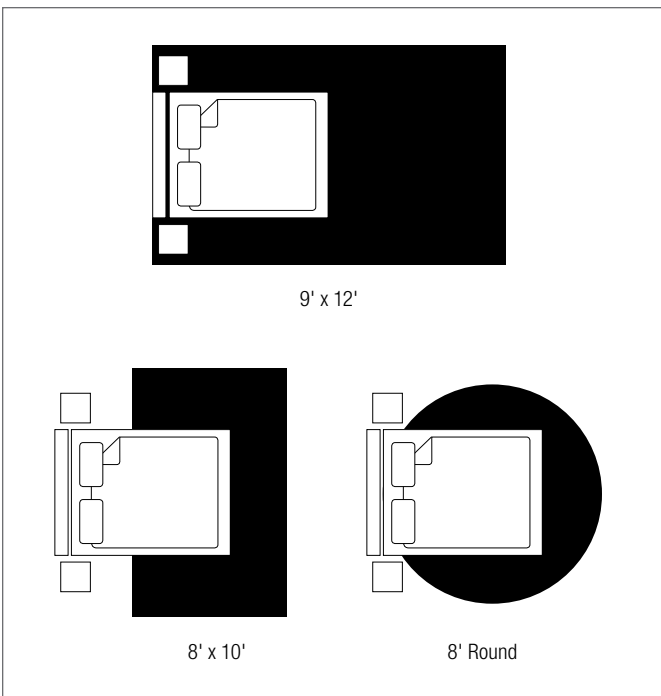
DINING ROOM

Select a room-sized rug that allows enough room for all chair legs to remain on the rug when the chairs are comfortably pulled away from the table. We recommend a rug that is 8' x 10' or larger.



BEDROOM

Place a large rug under two legs of the bed, making sure that the floor is visible all around the bed. The rug should extend at least 24" in length and width from the edges of the bed.



RUG SHAPES AND SIZES

Featuring more than 5,000 distinct options, our area rugs are available in a wide array of shapes and sizes—including custom sizes—designed to complement both indoor and outdoor living spaces.

	SHAPES	SIZES	BEST FOR
Rectangle		3' x 5' - 4' x 6' 5' x 8' - 6' x 9' 7.5' x 9.5' 8' x 10' - 9' x 12' 10' x 13' - 12' x 15'	Living Room Bedroom Entryway Home Office Sink/Stove/Laundry
Runner		6' x 8' 3' x 12'	Bedroom Hallway
Square		4' x 4' 6' x 6' 8' x 8' 10' x 10'	Living Room Dining Room
Round		4' 6' 8' 10'	Dining Room Entryway
Oval		6' x 9' 8' x 10'	Living Room Dining Room
Octagon		4' 6' 8'	Dining Room Entryway
Hearth		2' x 4'	Entryway
Kidney		3' x 5' 4' x 6'	Living Room